

What is a Design Pattern

„Each pattern describes a problem which occurs over and over again in our environment,

and then describes the core of the solution to that problem,

in such a way that you can use this solution a million times over,

without ever doing it the same way twice“

(Christopher Alexander, Sara Ishikawa, Murray Silverstein, Max Jacobson, Ingrid Fiksdahl-King, Shlomo Angel, "A Pattern Language: Towns/Buildings/Construction", Oxford University Press, New York, 1977)

AP 04/02

Elements of Design Patterns

- **Pattern Name**
 - Increases design vocabulary, higher level of abstraction
- **Problem**
 - When to apply the pattern
 - Problem and context, conditions for applicability of pattern
- **Solution**
 - Relationships, responsibilities, and collaborations of design elements
 - Not any concrete design or implementation, rather a template
- **Consequences**
 - Results and trade-offs of applying the pattern
 - Space and time trade-offs, reusability, extensibility, portability

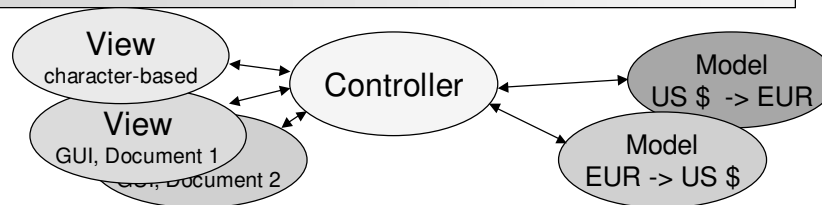
AP 04/02

What is a Design Pattern (II)

- Description of communicating objects and classes that are customized to solve a general design problem in a particular context.
(Erich Gamma, Richard Helm, Ralph Johnson, John Vlissides, "Design Patterns – Elements of Reusable Object-Oriented Software", Addison-Wesley, 1994 (22nd printing July 2001))
- Each pattern focuses in a particular object-oriented design problem or issue

AP 04/02

Design Patterns in Smalltalk MVC



- Model
 - Implements algorithms (business logic)
 - Independent of environment
- View:
 - Communicates with environment
 - Implements I/O interface for model
- Controller:
 - Controls data exchange (notification protocol) between model and view

AP 04/02

Model/View/Controller (contd.)

- MVC decouples views from models – more general:
 - Decoupling objects so that changes to one can affect any number of others
 - without requiring the object to know details of the others
 - **Observer pattern** solves the more general problem
- MVC allows view to be nested:
 - CompositeView objects act just as View objects
 - **Composite pattern** describes the more general problem of grouping primitive and composite objects into new objects with identical interfaces
- MVC controls appearance of view by controller:
 - Example of the more general **Strategy pattern**
- MVC uses **Factory** and **Decorator patterns** as well

AP 04/02

Design Pattern Space

		Purpose		
		Creational	Structural	Behavioral
Scope	Class	Factory Method	Adapter (class)	Interpreter Template Method
	Object	Abstract Factory Builder Prototype Singleton	Adapter (object) Bridge Composite Decorator Facade Flyweight Proxy	Chain of Responsibility Command Iterator Mediator Memento Observer State Strategy Visitor

Defer object creation to another class

Defer object creation to another object

Describe ways to assemble objects

Describe algorithms and flow control

AP 04/02

How Design Patterns Solve Design Problems

- Finding Appropriate Objects
 - Decomposing a system into objects is the hard part
 - OO-designs often end up with classes with no counterparts in real world (low-level classes like arrays)
 - Strict modeling of the real world leads to a system that reflects today's realities but not necessarily tomorrows
 - Design patterns identify less-obvious abstractions
- Determining Object Granularity
 - Objects can vary tremendously in size and number
 - **Facade pattern** describes how to represent subsystems as objects
 - **Flyweight pattern** describes how to support huge numbers of objects

AP 04/02

Specifying Object Interfaces

- Interface:
 - Set of all signatures defined by an object's operations
 - Any request matching a signature in the objects interface may be sent to the object
 - Interfaces may contain other interfaces as subsets
- Type:
 - Denotes a particular interfaces
 - An object may have many types
 - Widely different object may share a type
 - Objects of the same type need only share parts of their interfaces
 - A **subtype** contains the interface of its **supertype**
- Dynamic binding, polymorphism

AP 04/02

Program to an interface, not an implementation

- Manipulate objects solely in terms of interfaces defined by abstract classes!
- **Benefits:**
 1. Clients remain unaware of the specific types of objects they use.
 2. Clients remain unaware of the classes that implement the objects. Clients only know about abstract class(es) defining the interfaces
 - Do not declare variables to be instances of particular concrete classes
 - Use creational patterns to create actual objects.

AP 04/02

Favor object composition over class inheritance

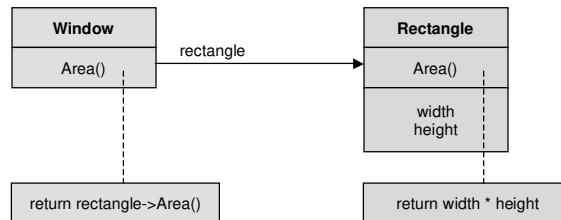
- **White-box** reuse:
 - Reuse by subclassing (class inheritance)
 - Internals of parent classes are often visible to subclasses
 - works statically, compile-time approach
 - Inheritance breaks encapsulation
- **Black-box** reuse:
 - Reuse by object composition
 - Requires objects to have well-defined interfaces
 - No internal details of objects are visible

AP 04/02

Delegation

Makes composition as powerful for reuse as inheritance

- Two objects involved in handling requests
- Explicit object references, no this-pointer
- Extreme example of object composition to achieve code reuse



But: Dynamic, hard to understand, run-time inefficiencies

AP 04/02

Designing for Change – Causes for Redesign (I)

- Creating an object by specifying a class explicitly
 - Commits to a particular implementation instead of an interface
 - Can complicate future changes
 - Create objects indirectly
 - Patterns: Abstract Factory, Factory Method, Prototype
- Dependence on specific operations
 - Commits to one way of satisfying a request
 - Compile-time and runtime modifications to request handling can be simplified by avoiding hard-coded requests
 - Patterns: Chain of Responsibility, Command

AP 04/02

Causes for Redesign (II)

- Dependence on hardware and software platform
 - External OS-APIs vary
 - Design system to limit platform dependencies
 - Patterns: Abstract Factory, Bridge
- Dependence on object representations or implementations
 - Clients that know how an object is represented, stored, located, or implemented might need to be changed when object changes
 - Hide information from clients to avoid cascading changes
 - Patterns: Abstract factory, Bridge, Memento, Proxy

AP 04/02

Causes for Redesign (III)

- Algorithmic dependencies
 - Algorithms are often extended, optimized, and replaced during development and reuses
 - Algorithms that are likely to change should be isolated
 - Patterns: Builder, Iterator, Strategy, Template Method, Visitor
- Tight coupling
 - Leads to monolithic systems
 - Tightly coupled classes are hard to reuse in isolation
 - Patterns: Abstract Factory, Bridge, Chain of Responsibility, Command, Facade, Mediator, Observer

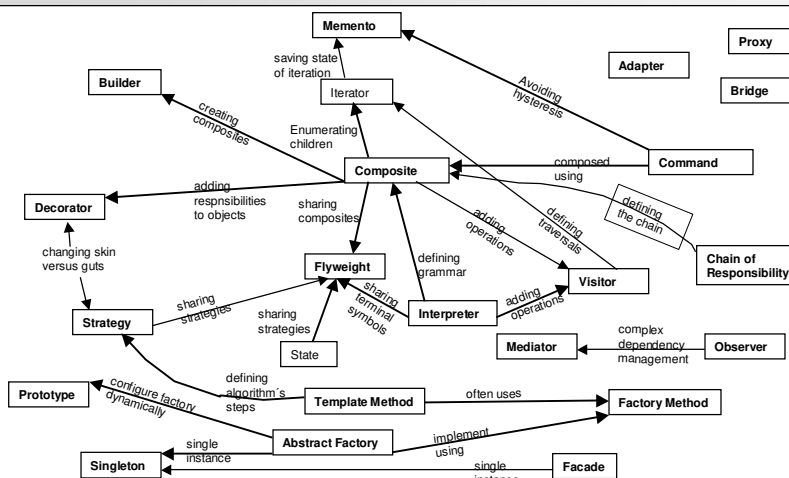
AP 04/02

Causes for Redesign (IV)

- Extending functionality by subclassing
 - Requires in-depth understanding of the parent class
 - Overriding one operation might require overriding another
 - Can lead to an explosion of classes (for simple extensions)
 - Patterns: Bridge, Chain of Responsibility, Composite, Decorator, Observer, Strategy
- Inability to alter classes conveniently
 - Sources not available
 - Change might require modifying lots of existing classes
 - Patterns: Adapter, Decorator, Visitor

AP 04/02

Relations among Design Patterns



AP 04/02

List of Design Patterns

- **Creational Patterns**
 - Abstract Factory
 - Builder
 - Factory Method
 - Prototype
 - Singleton
- **Structural Patterns**
 - Adapter
 - Bridge
 - Composite
 - Decorator
 - Facade
 - Flyweight
 - Proxy
- **Behavioral Patterns**
 - Chain of Responsibility
 - Command
 - Interpreter
 - Iterator
 - Mediator
 - Memento
 - Observer
 - State
 - Strategy
 - Template Method
 - Visitor

AP 04/02

Creational Patterns

- **Abstract the instantiation process**
 - Make a system independent of how its objects are created, composed, and represented
- **Important if systems evolve to depend more on object composition than on class inheritance**
 - Emphasis shifts from hardcoding fixed sets of behaviors towards a smaller set of composable fundamental behaviors
- **Encapsulate knowledge about concrete classes a system uses**
- **Hide how instances of classes are created and put together**

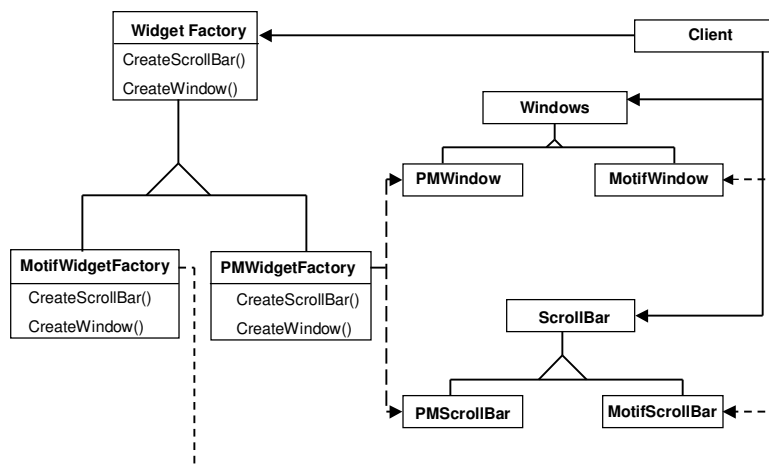
AP 04/02

ABSTRACT FACTORY (Object Creational)

- **Intent:**
 - Provide an interface for creating families of related or dependent objects without specifying their concrete classes
- **Motivation:**
 - User interface toolkit supports multiple look-and-feel standards (Motif, Presentation Manager)
 - Different appearances and behaviors for UI widgets
 - Apps should not hard-code its widgets
- **Solution:**
 - Abstract WidgetFactory class
 - Interfaces for creating each basic kind of widget
 - Abstract class for each kind of widgets,
 - Concrete classes implement specific look-and-feel

AP 04/02

ABSTRACT FACTORY Motivation



AP 04/02

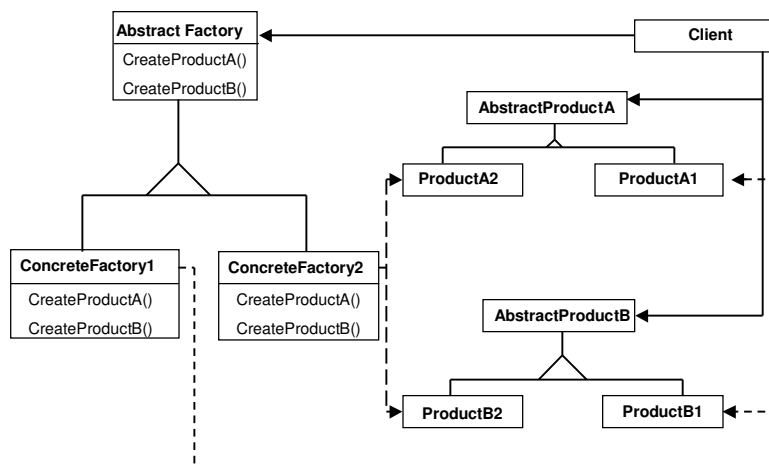
Applicability

Use the Abstract Factory pattern when

- A system should be independent of how its products are created, composed, and represented
- A system should be configured with one of multiple families of products
- A family of related product objects is designed to be used together, and you need to enforce this constraint
- You want to provide a class library of products, and you want to reveal just their interfaces, not their implementations

AP 04/02

ABSTRACT FACTORY Structure



AP 04/02

ABSTRACT FACTORY

Participants

- **AbstractFactory**
 - Declares interface for operations that create abstract product objects
- **ConcreteFactory**
 - Implements operations to create concrete product objects
- **AbstractProduct**
 - Declares an interface for a type of product object
- **ConcreteProduct**
 - Defines a product object to be created by concrete factory
 - Implements the abstract product interface
- **Client**
 - Uses only interfaces declared by AbstractFactory and AbstractProduct classes

AP 04/02

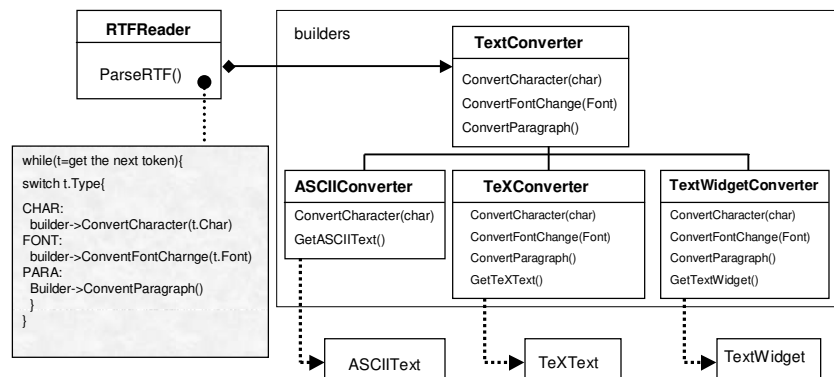
BUILDER

(Object Creational)

- **Intent:**
 - Separate the construction of a complex object from its representation so that the same construction process can create different representations
- **Motivation:**
 - RTF reader should be able to convert RTF to many text format
 - Adding new conversions without modifying the reader should be easy
- **Solution:**
 - Configure RTFReader class with a TextConverter object
 - Subclasses of TextConverter specialize in different conversions and formats
 - TextWidgetConverter will produce a complex UI object and lets the user see and edit the text

AP 04/02

BUILDER Motivation

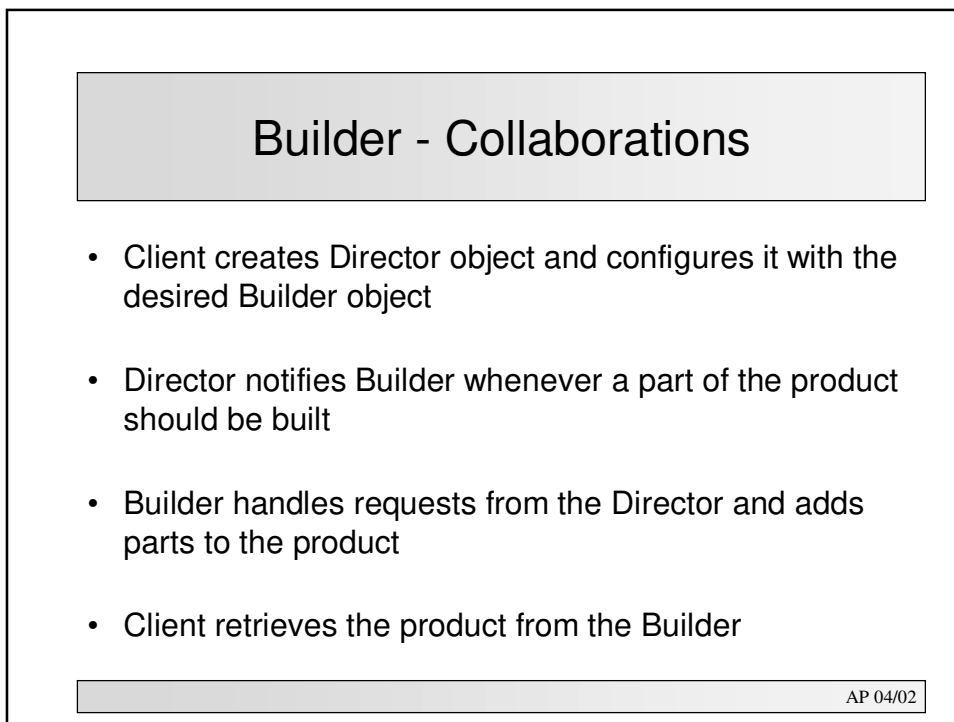
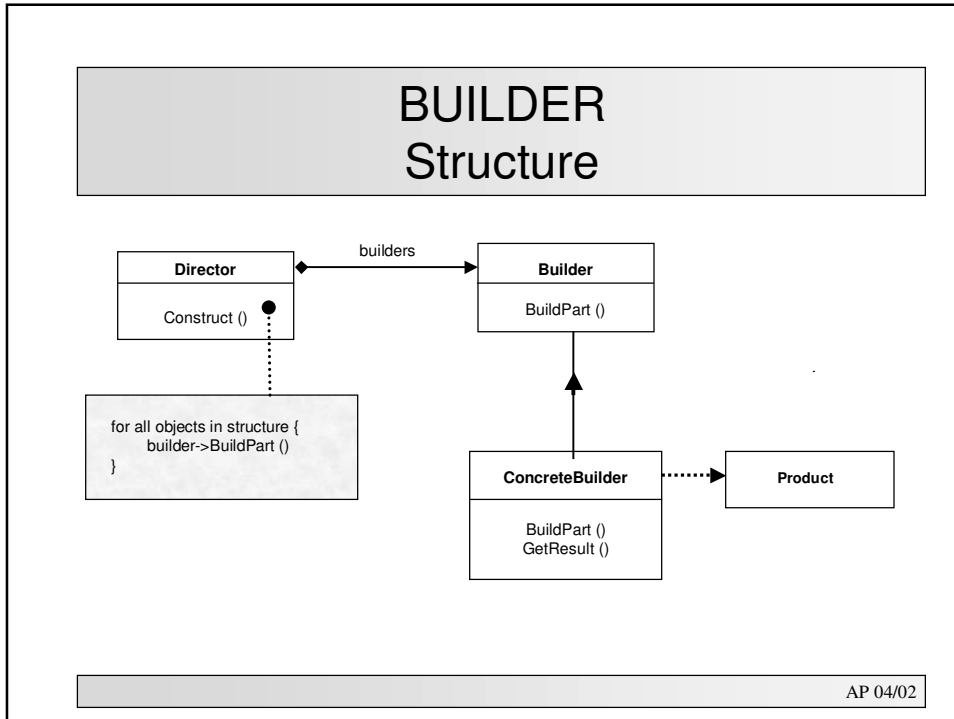


AP 04/02

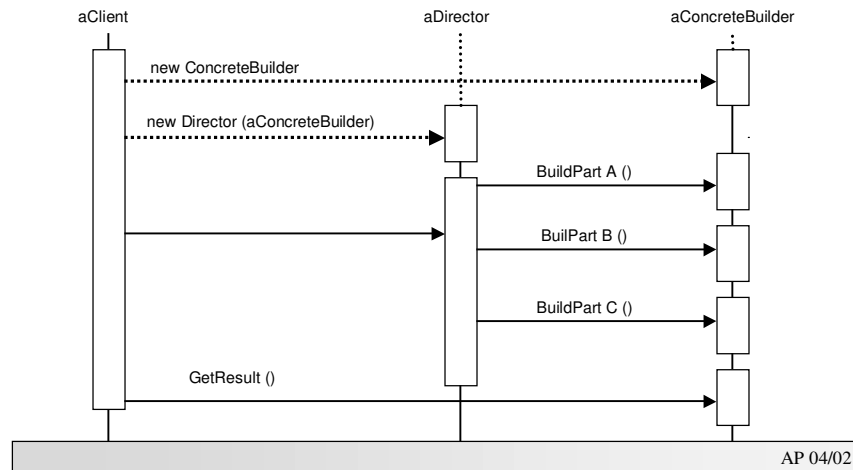
Applicability

- Use the Builder pattern when
 - The algorithm for creating a complex object should be independent of the parts that make up the object and how they are assembled
 - The construction process must allow different representations for the object that is constructed

AP 04/02



BUILDER Collaborations

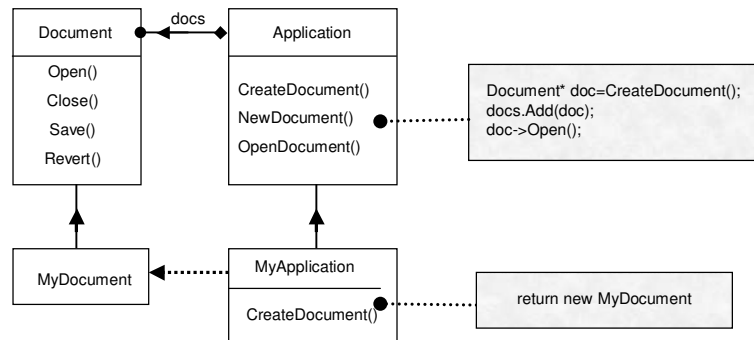


FACTORY METHOD (Class Creational)

- **Intent:**
 - Define an interface for creating an object, but let subclasses decide which class to instantiate.
 - Factory Method lets a class defer instantiation to subclasses.
- **Motivation:**
 - Framework use abstract classes to define and maintain relationships between objects
 - Framework has to create objects as well - must instantiate classes but only knows about abstract classes - which it cannot instantiate
 - Factory method encapsulates knowledge of which subclass to create - moves this knowledge out of the framework

AP 04/02

FACTORY METHOD Motivation



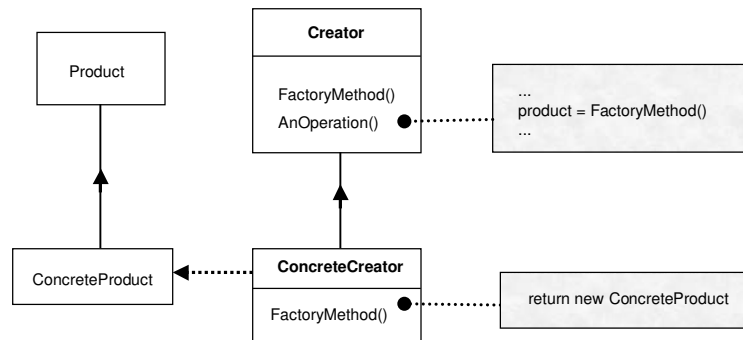
AP 04/02

Applicability

- Use the Factory Method pattern when
 - a class can't anticipate the class of objects it must create.
 - a class wants its subclasses to specify the objects it creates.
 - classes delegate responsibility to one of several helper subclasses, and you want to localize the knowledge of which helper subclass is the delegate.

AP 04/02

FACTORY METHOD Structure



AP 04/02

Participants

- **Product**
 - Defines the interface of objects the factory method creates
- **ConcreteProduct**
 - Implements the product interface
- **Creator**
 - Declares the factory method which returns object of type product
 - May contain a default implementation of the factory method
 - Creator relies on its subclasses to define the factory method so that it returns an instance of the appropriate Concrete Product.
- **ConcreteCreator**
 - Overrides factory method to return instance of ConcreteProduct

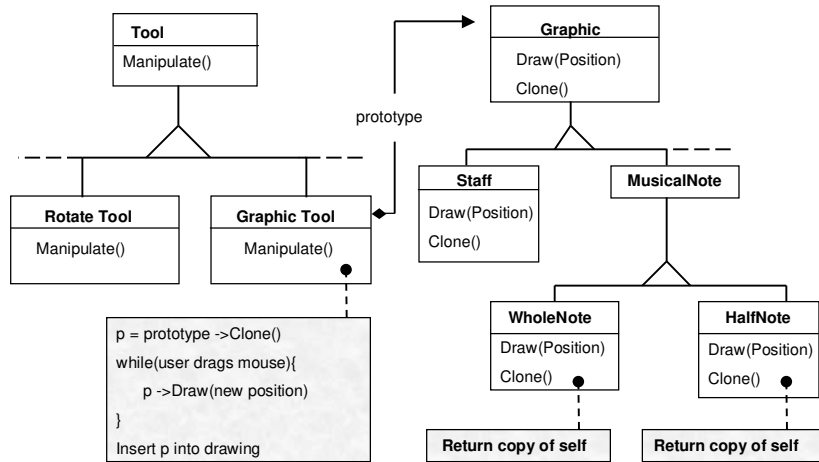
AP 04/02

PROTOTYPE (Object Creational)

- Intent:
 - Specify the kinds of objects to create using a prototypical instance, and create new objects by copying this prototype.
- Motivation:
 - Framework implements Graphic class for graphical components and GraphicTool class for tools manipulating/creating those components
 - Actual graphical components are application-specific
 - How to parameterize instances of GraphicTool class with type of objects to create?
 - Solution: create new objects in GraphicTool by cloning a **prototype** object instance

AP 04/02

PROTOTYPE Motivation



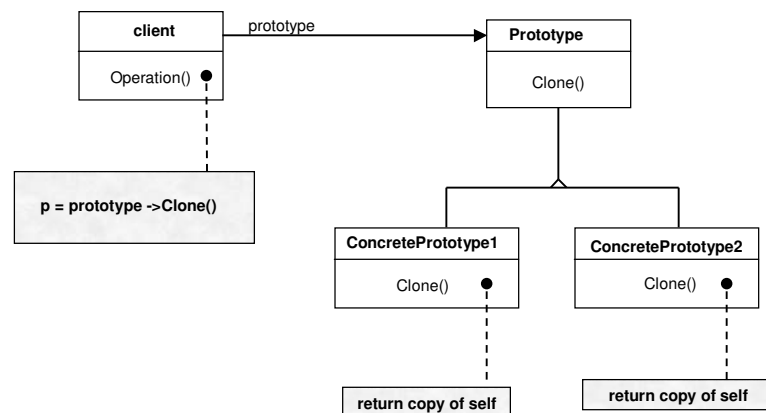
AP 04/02

Applicability

- Use the Prototype pattern when a system should be independent of how its products are created, composed, and represented;
 - when the classes to instantiate are specified at run-time, for example, by dynamic loading; or
 - to avoid building a class hierarchy of factories that parallels the class hierarchy of products; or
 - when instances of a class can have one of only a few different combinations of state. It may be more convenient to install a corresponding number of prototypes and clone them rather than instantiating the class manually, each time with the appropriate state.

AP 04/02

PROTOTYPE Structure



AP 04/02

Participants and Collaborations

Participants:

- **Prototype (Graphic)**
 - Declares an interface for cloning itself
- **ConcretePrototype (Staff, WholeNote, HalfNote)**
 - Implements an interface for cloning itself
- **Client (GraphicTool)**
 - Creates a new object by asking a prototype to clone itself

Collaborations:

- A client asks a prototype to clone itself.

AP 04/02

SINGLETON (Object Creational)

- **Intent:**
 - Ensure a class only has one instance, and provide a global point of access to it.
- **Motivation:**
 - Some classes should have exactly one instance (one print spooler, one file system, one window manager)
 - A global variable makes an object accessible but doesn't prohibit instantiation of multiple objects
 - Class should be responsible for keeping track of its sole interface

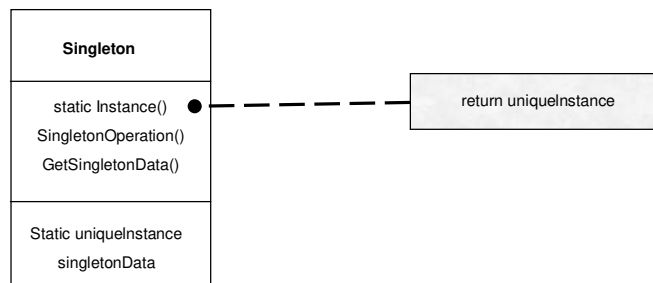
AP 04/02

Applicability

- Use the Singleton pattern when
 - there must be exactly one instance of a class, and it must be accessible to clients from a well-known access point.
 - when the sole instance should be extensible by subclassing, and clients should be able to use an extended instance without modifying their code.

AP 04/02

SINGLETON Structure



AP 04/02

Participants and Collaborations

- Singleton:
- Defines an instance operation that lets clients access its unique interface
- Instance is a class operation (static in Java)
- May be responsible for creating its own unique instance
- Collaborations:
- Clients access a Singleton instance solely through Singleton's Instance operation.